

The scale of Marks is:	
10 Excellent	4 Insufficient
9 Very good	3 Fairly bad
8 Good	2 Bad
7 Fairly good	1 Very bad
6 Satisfactory	0 Not performed
5 Sufficient	



BHDTA DRESSAGE TEST PRE – NOVICE A 2007

Singles and Pairs
(80m x 40m Arena)

To be used from 1st January 2007 onwards

COMPETITOR'S NUMBER

Errors of course and dismounting of grooms are penalised as follows:

1 st incident	5 penalties
2 nd incident	10 penalties
3 rd incident	Elimination

scheduling interval: 10 minutes

MOVEMENT	TO BE JUDGED	MARK	REMARKS
1. A X	Enter at working Trot. Halt. Salute.	Driving in on a straight line. Transition, standing straight on the bit.	
2. XCMB	Working Trot.	Transition, Impulsion, regularity.	
3. BX XE	Half circle right 20m diameter. Half circle left 20m diameter.	Accuracy of Figures. Impulsion, regularity, bending.	
4. EKAF	Working Trot.	Impulsion, regularity, position.	
5. FXH	Change Rein and show a Few lengthened strides.	Impulsion, regularity, quality of lengthening.	
6. HCMR	Working Trot.	Impulsion, regularity, bending.	
7. RXVK	Walk.	Transition, impulsion, regularity, freedom.	
8. KADX	Working Trot.	Transition, impulsion, regularity, bending.	
9. X	Halt. 10 seconds Immobility.	Transition, immobility, straightness.	
10. X	Rein Back 4 Steps.	Show a desire to Rein Back.	
11. X	Proceed at Working Trot.	Transition, regularity, impulsion, straightness.	
12. G	Halt, Salute.	Transition, straightness, standing on the bit.	
	Leave arena at Working Trot.		
13.	Paces.	Regularity, freedom.	
14.	Impulsion.	Free forward movement,	
15.	Obedience, lightness.	Response to aids, willing without resistance,	
16.	Driver.	Use of aids, handling whip and reins. Position on box seat. Accuracy of figures.	

Maximum Points 160

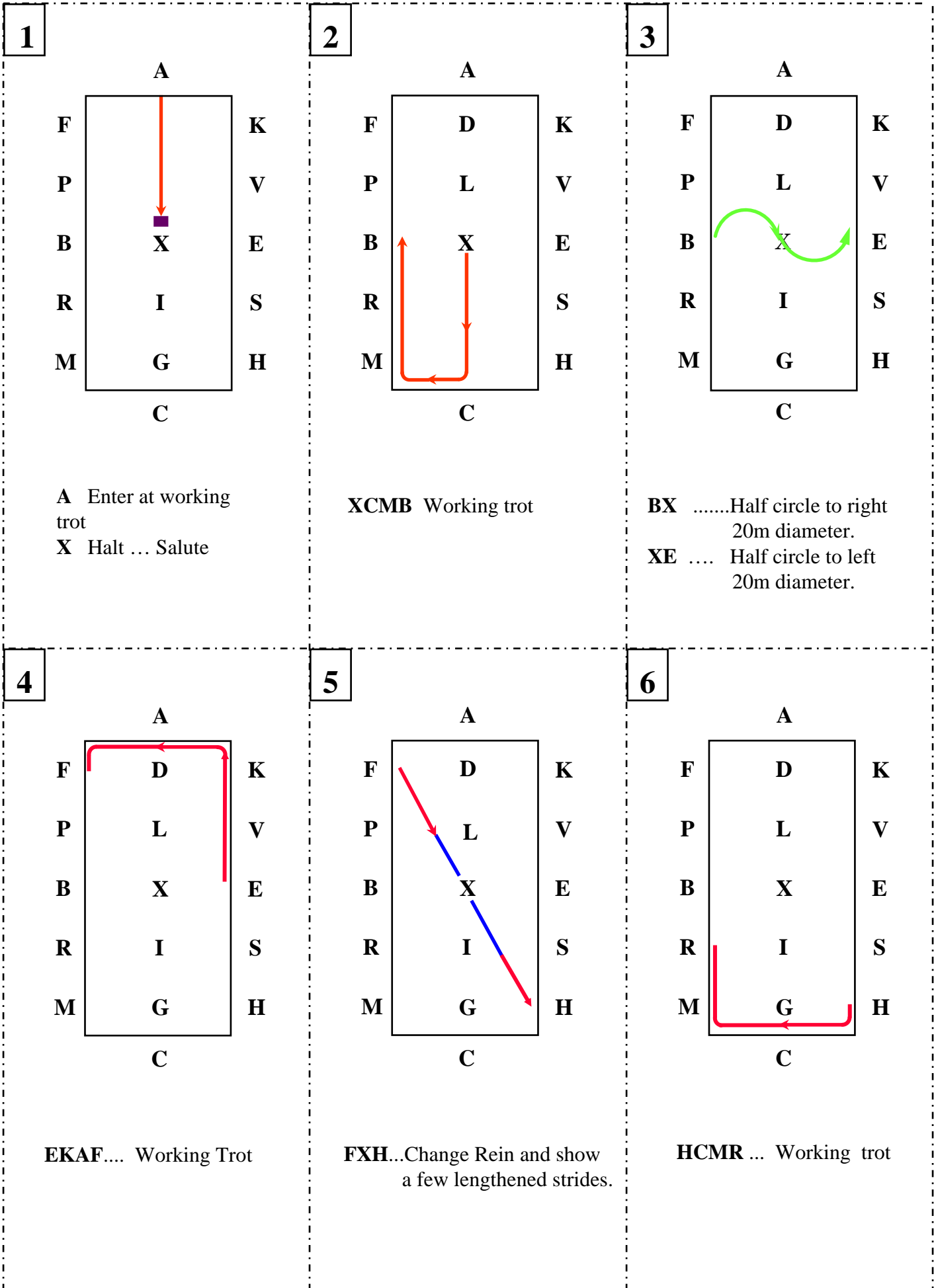
TOTAL

Co-efficient 1

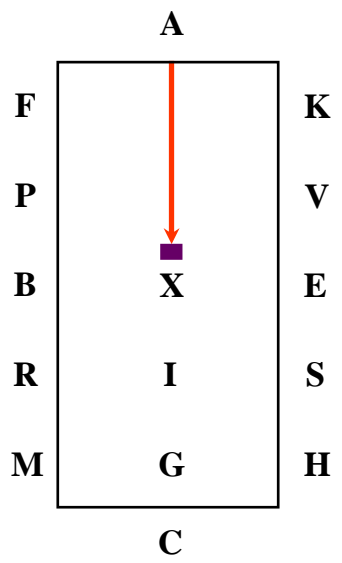
Errors of course and dismounting of grooms
To be marked on the President of the Jury's sheet only

Signature of Judge at TOTAL

Signature of President of Jury

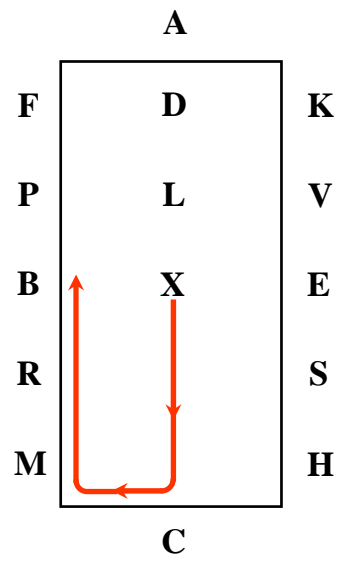


1



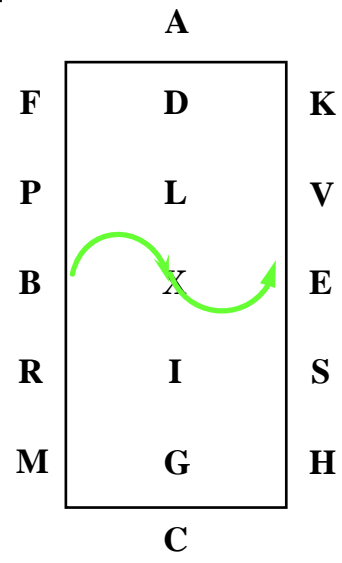
A Enter at working trot
 X Halt ... Salute

2



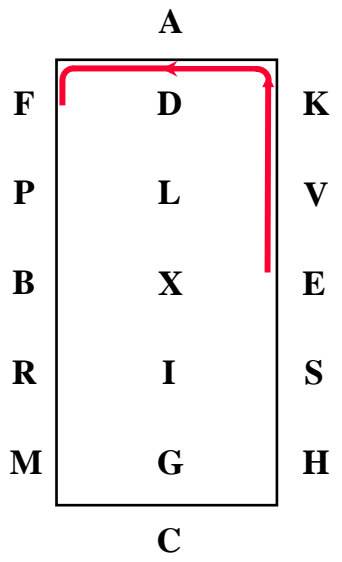
XCMB Working trot

3



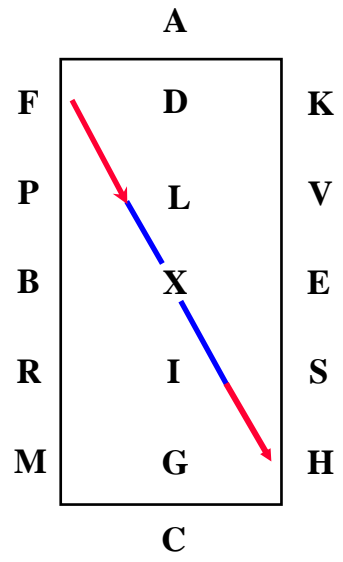
BXHalf circle to right
 20m diameter.
XE Half circle to left
 20m diameter.

4



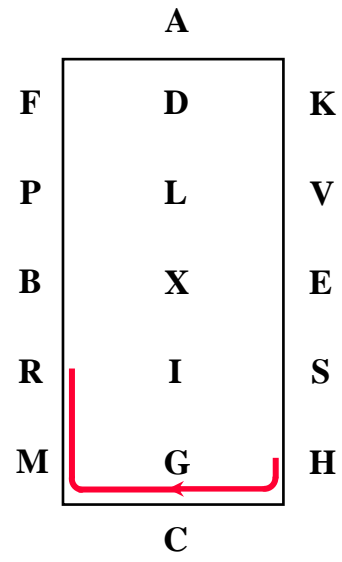
EKAF.... Working Trot

5



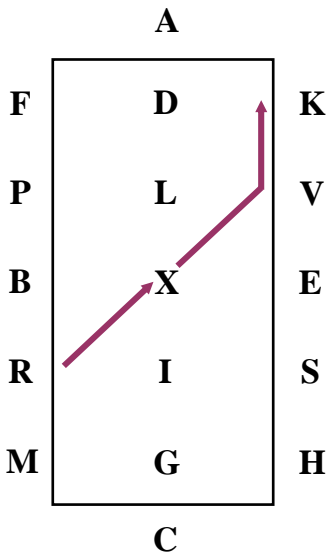
FXH...Change Rein and show
 a few lengthened strides.

6



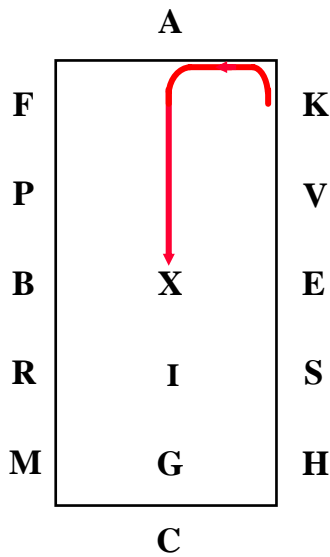
HCMR ... Working trot

7



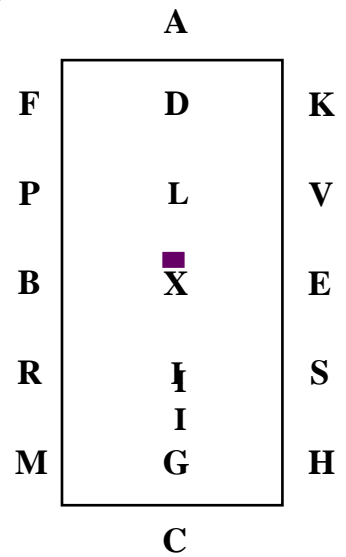
RXVK Walk

8



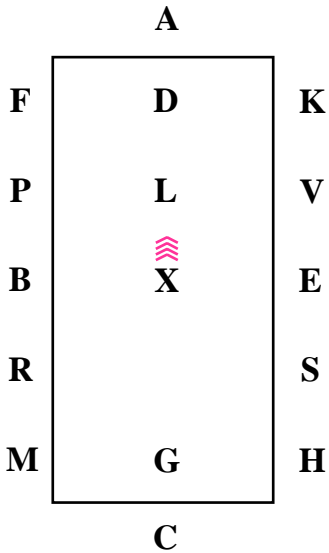
KADXWorking Trot

9



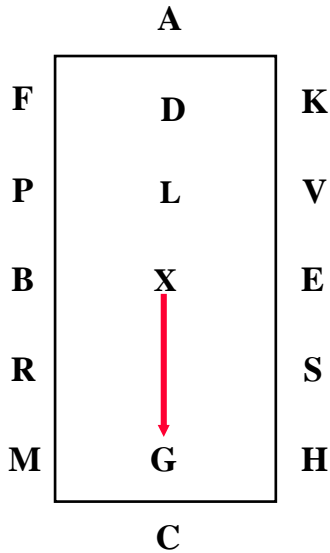
X..... Halt ...immobility for 10 seconds

10



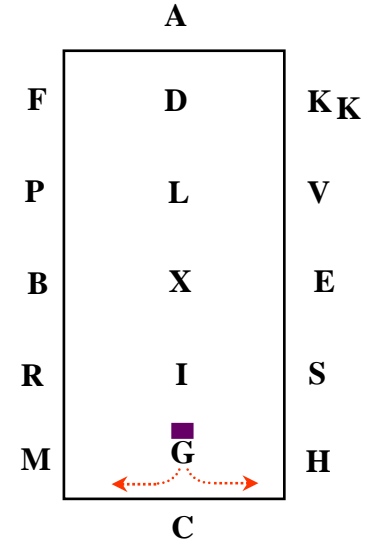
X.....Rein Back 4 steps

11



X.....Proceed at Working trot

12



GHalt .. Salute
Leave arena at working trot

Colour Code

HALT OR WALK

COLLECTED TROT

WORKING TROT

EXTENDED TROT

REIN BACK